

PERFORMANCE DRIVEN, PRECISION METERING

SF Series volumetric additive feeders have become the industry standard of accuracy and dependability for precision metering of color concentrate, regrind, and other additives. Proven mechanical features include modular design for one or two materials, low-profile throat section, and an easy-to-clean, interchangeable stainless steel auger assembly.

Meters a free-flowing additive directly into the feed throat of a processing machine. The SF-1 and SF-200 can also be used to starve feed an extruder.



Features

- Closed-loop graphic control with push-button digital display
- 1.0 cu. ft. aluminum additive supply hopper with 2 sight glasses and manual fill cover, SF-1, SF-2, and SF-200 only (SF-M has 4" OD polycarbonate additive supply hopper with manual fill cover)
- Swing-out sample and clean-out door (SF-1 and SF-2); Calibration sample port, and drain port for clean-up (SF-M); Calibration sample port, and drain tube with slide gate below cast aluminum feeder housing (SF-200)
- Flange transition: 7" square to 4" square (SF-1, SF-2)
- 6" high modular steel base with 7" square flange and sight glasses (SF-1 and SF-2); 4.625" square spool aluminum feeder body mounting flange with 4" bolt hole pattern (SF-M); Premium mounting flange with drain port, 8" square with 6" bolt pattern (SF-200)
- 1/10 HP DC variable speed drive motor (2 to 71 RPM) with quickchange hinged mounting (SF-1, SF-2, and SF-M); 1/4 HP DC variable speed drive motor (1725 RPM) with hinged motor mount (SF-200) 3" auger uses 1/2 HP
- Stainless steel auger with UHMW polyethylene insert and bearing (SF-1, SF-2, and SF-M); Steel auger with aluminum feed tube (SF-200)
- Heavy-duty gearbox (SF-200)
- Heavy duty rugged design for higher rates and added compatibility with regrinds (SF-200)
- 115/1/60 supply voltage

Options

- Removable 0.3 ft³ additive supply hopper, including slide gate and sight glass with hand fill cover (SF-1, SF-2)
- 230/1/50-60 supply voltage
- Flange transition: 7" square to 4" square
- 8" high modular base (in lieu of 6")- required for machine hoppers with less than a 60° cone
- Deduct for feeder without modular base (SF-1)
- Additive supply hopper cover for field-mounting Sterling hopper loader or vacuum receiver
- 2.0 cu. ft. additive supply hopper (SF-1, SF-2, SF-200)
- Calibration timer with cycle counter (injection)
- Extruder tracking control; includes customer-mountable 0 to 5 VDC optical speed sensor (extrusion)
- Spare auger assembly; all diameters (includes auger, insert, and bearing)
- Regrind instert; recommended for use on regrind applications (not available with SF-M, SF-200 or 1.750" auger)
- High performance variable frequency drive package (only available with SF-200)
 - Heavy-duty ICS34 gearbox
 - 1/4 hp AC inverter-duty motor, with hinged motor mount (3" auger used 1/2 hp)
 - Premium variable frequency inverter drive for precise control and wider metering range
 - Includes easy speed pot control and digital setup capabilities

SF SERIES

Volumetric Additive Feeder

SPECIFICATIONS

| Auger Size Diameter (in.) | Model Availability | Approximate throughput rate ¹ | | Shipping weight, lbs. (kg) |
|------------------------------|-----------------------|--|--|----------------------------|
| | | Minimum lbs./hr. (gm/min) | Maximum lbs./hr. (gm/min) | |
| 0.25" | SF-M | 0.26 (2) | 1.32 (10) | 50 (23) |
| 0.375" | SF-M | 0.93 (7) | 5.29 (40) | 50 (23) |
| 0.5" | SF-1/SF-2 | 1 (7) | 7 (53) | 50 (23), 90 (41) |
| 0.75" | SF-1/SF-2 | 1.5 (11) | 25 (189) | 50 (23), 90 (41) |
| 1.0" | SF-1/SF-2 | 4 (30) | 55 (415) | 50 (23), 90 (41) |
| 1.25" | SF-1/SF-2 | 7 (53) | 110 (831) | 50 (23), 90 (41) |
| 1.5" | SF-1/SF-2 | 13 (98) | 200 (512) | 50 (23), 90 (41) |
| 1.625" | SF-200 | 60 (454) | 400 (3024) 1450 (10,961) | 75 (34) |
| 1.75" | SF-1/SF-2 | 18 (136) | 250 (1889) | 50 (23), 90 (41) |
| 2.0" | SF-200 | 90 (680) | 600 (4535) 2150 (16,253) | 75 (34) |
| 3.0" ² | SF-200 ² | 300 (2268) ² | 1500 (11,340) 6550 (49,517) ² | 75 (34) ² |

¹ All throughput rates are based on color concentrate pellets @ 45 lbs./cu. ft. - derate for lighter materials.

² Requires 1/4 hp drive option detailed below

NOTE: Higher rate shown based on lab tests using optional high-performance variable frequency inverter drive package (SF-200 only). Special feed hoppers required - consult factory.

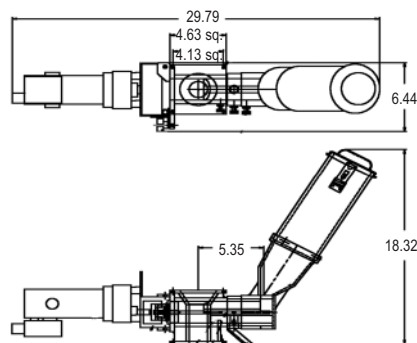
SF-200 OPTIONAL HIGH-PERFORMANCE DRIVE PACKAGE

High-performance variable speed drive package includes a heavy-duty ICS34 gearbox, 1/4 HP AC inverter-duty motor with hinged motor mount (3" auger uses 1/2 HP), premium variable frequency inverter drive for precise control and wide metering range, and speed pot control and digital setup capabilities.

Max throughput is increased to 1450 lbs./hr for 1.625" auger, 2150 lbs./hr for 2" auger, and 6550 lbs./hr for 3" auger. (Rates based on color concentrate pellets @ 45 lbs./cu. ft.)

DIMENSIONS

SF-M

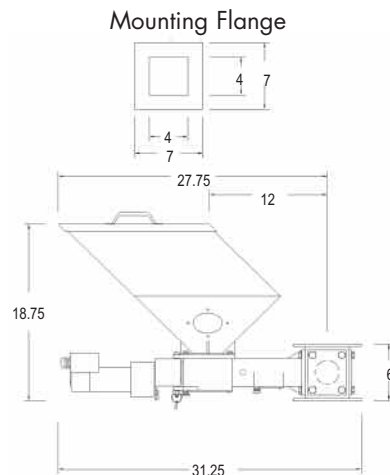


SF-2 is 55.5" long. All other dimensions are the same as AF-1.

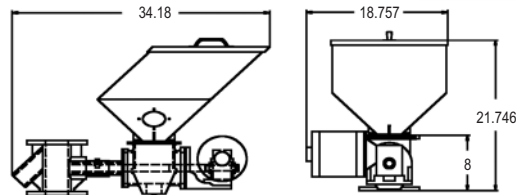
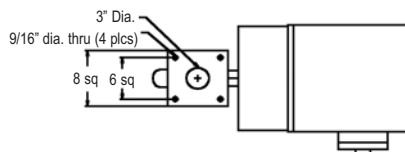
Overall width of SF-1 and SF-2 is 15"

For 2 cu. ft. hopper, mounting flange, and 6" modular base, measurements do not change. Add 5" to all other dimensions.


SF-1 & SF-2



SF-200



Controllers



Specifications, appearances and dimensions are subject to change without notice.